



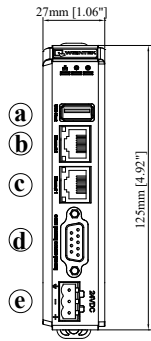
Feature

- Supports Display on cMT Viewer Clients
- Compact Design and DIN-rail Mountable
- Fan-less Cooling System
- Built-in 256 MB Flash Memory
- SD Card Slot for Expansion of Storage
- One USB Host Port
- Two Gigabit Ethernet Ports
- Supports E-mail
- Supports MPI 187.5K*
- Built-in Power Isolator

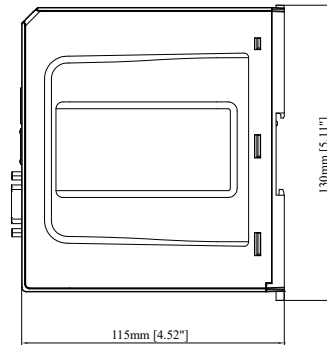
Memory	Flash	256 MB
	RAM	256 MB
Processor		Single-core RISC
I/O Port	SD Card Slot	SD/SDHC
	USB Host	USB 2.0 x 1
	USB Client	N/A
	Ethernet	10/100/1000 Base-T x 2
	COM Port	COM1: RS-232 2W COM2: RS-485 2W/4W COM3: RS-485 2W
	RS-485 Dual Isolation	N/A
	CAN Bus	N/A
	HDMI Output	N/A
	Audio Output	N/A
RTC		Built-in
Power	Input Power	24±20%VDC
	Power Isolation	Built-in
	Power Consumption	230mA@24VDC
	Voltage Resistance	500VAC (1 min.)
	Isolation Resistance	Exceed 50MΩ at 500VDC
Specification	PCB Coating	Yes
	Enclosure	Plastic
	Dimensions WxHxD	27 x 130 x 115 mm
	Weight	Approx. 0.18 kg
	Mount	35mm DIN rail mounting
Environment	Protection Structure	IP20
	Storage Temperature	-20° ~ 70°C (-4° ~ 158°F)
	Operating Temperature	-20° ~ 55°C (-4° ~ 131°F)
	Relative Humidity	10% ~ 90% (non-condensing)
	Altitude (Air Pressure)	Below 3,000 meters (70.1kPa)
	Vibration Endurance	10 to 25Hz (X, Y, Z direction 2G 30 minutes)
Certificate	CE	CE marked
	UL	cULus Listed
Software	EasyBuilder Pro	V4.00.01 or later versions
	Weincloud	EasyAccess 2.0 (Optional)

*For products with serial number 2212***** or later, the minimum software requirement for MPI: EasyBuilder Pro V6.07.02

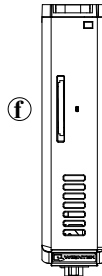
Dimensions



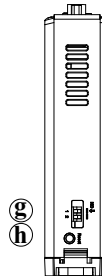
Front View



Side View



Top View



Bottom View

a	USB Host Port	e	Power Connector
b	Ethernet 2 Port	f	SD Card Slot
c	Ethernet 1 Port	g	DIP Switch
d	COM1: RS-232 2W, COM2: RS-485 2W/4W, COM3: RS-485 2W	h	Reset Button

Ordering Information

cMT-SVR-100:

256 MB flash memory, 256 MB RAM on board,
10/100/1000M Ethernet port x 2

Optional:

RZACEA020: EasyAccess 2.0 Activation Card

Pin Assignment:

COM1 [RS232], COM2 / COM3 [RS485], 9 Pin, Male, D-sub

PIN#	COM1 [RS-232] 2W	COM2 [RS-485]		COM3 [RS-485] 2W
		2W	4W	
1				Data+
2	RxD			
3	TxD			
4				Data-
5	GND			
6		Data+	Rx+	
7		Data-	Rx-	
8			Tx+	
9			Tx-	